



# 2016 Base Budget Breakdown

## Mayor & Council



# MAYOR & COUNCIL

- Mayor & Council
  - Mayor
  - Council
  - Council Support (reports to Municipal Governance/clerk)

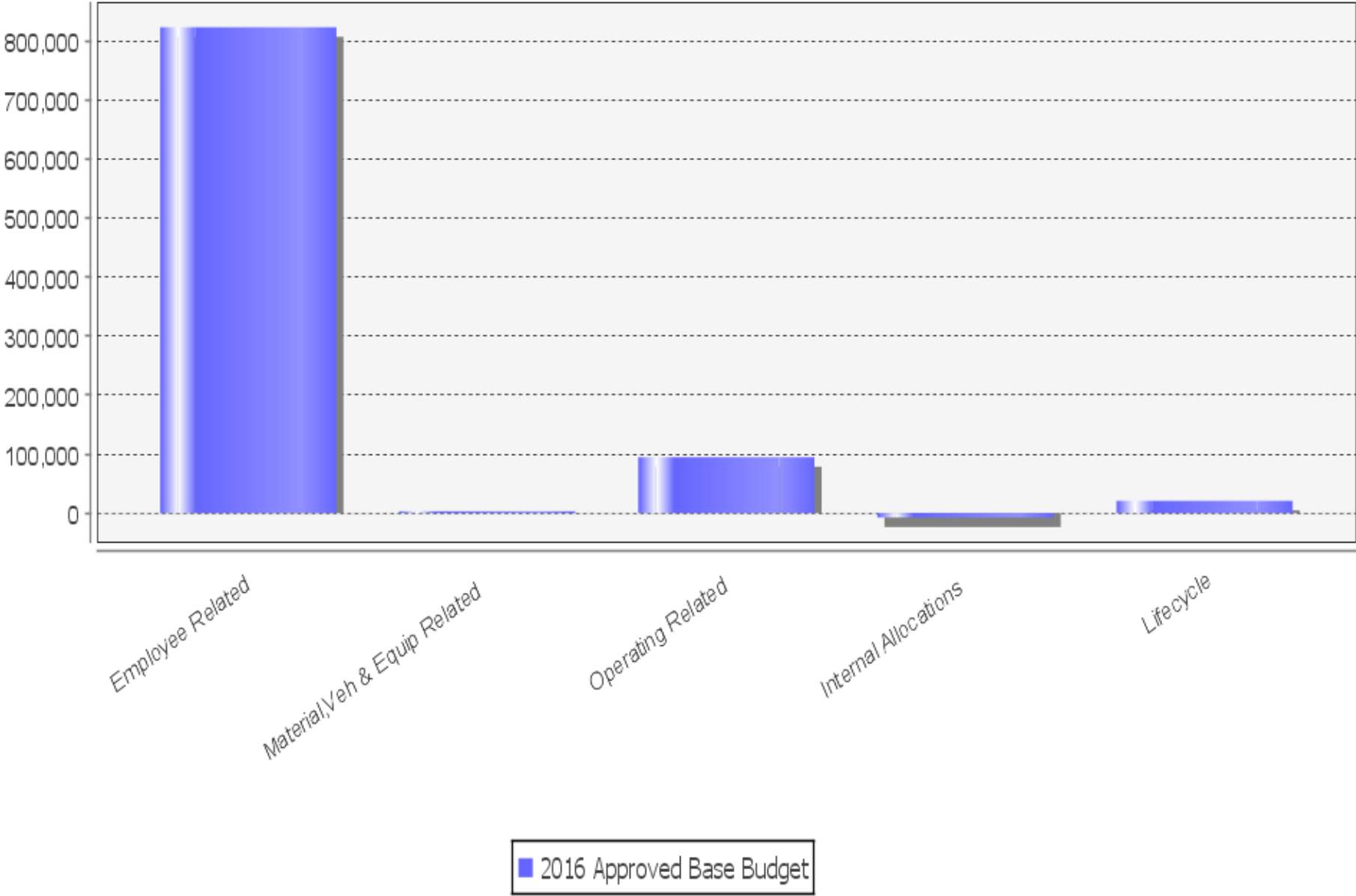
**MUNICIPALITY OF CHATHAM-KENT**  
**Mayor,Council and Admin Support**  
**Budget year 2016**

**2016 Average Residential Municipal Tax = \$2,735**

	2016 GROSS Base Budget	2016 REVENUE Base Budget	2016 Approved Base Budget	2016 FTE Count	Division's Share of \$2,735 Avg. Municipal Tax
Mayor,Council and Admin Support					
Office of the Mayor/ Council	\$255,373	(\$2,700)	\$252,673	1.00	\$4
Council, Council Support	\$678,805	(\$14,671)	\$664,134	1.60	\$12
<b>Total Mayor,Council and Admin Support</b>	<b>\$934,178</b>	<b>(\$17,371)</b>	<b>\$916,807</b>	<b>2.60</b>	<b>\$16</b>

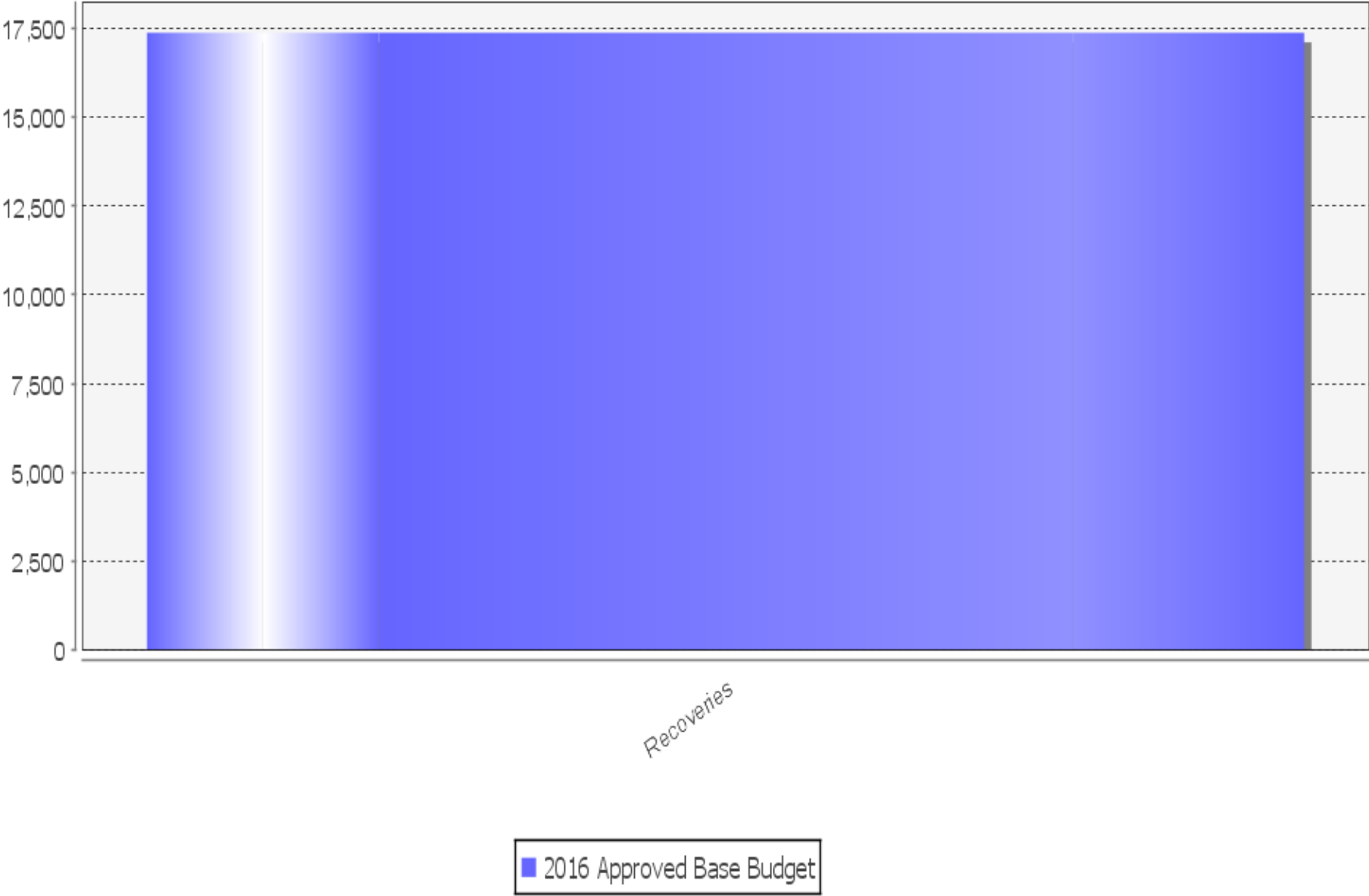
**MUNICIPALITY OF CHATHAM-KENT**  
**Mayor, Council and Admin Support**  
**Budget year 2016**

**Base Budget Expenses by Type**



**MUNICIPALITY OF CHATHAM-KENT**  
**Mayor, Council and Admin Support**  
Budget year 2016

Base Budget Revenue by Type

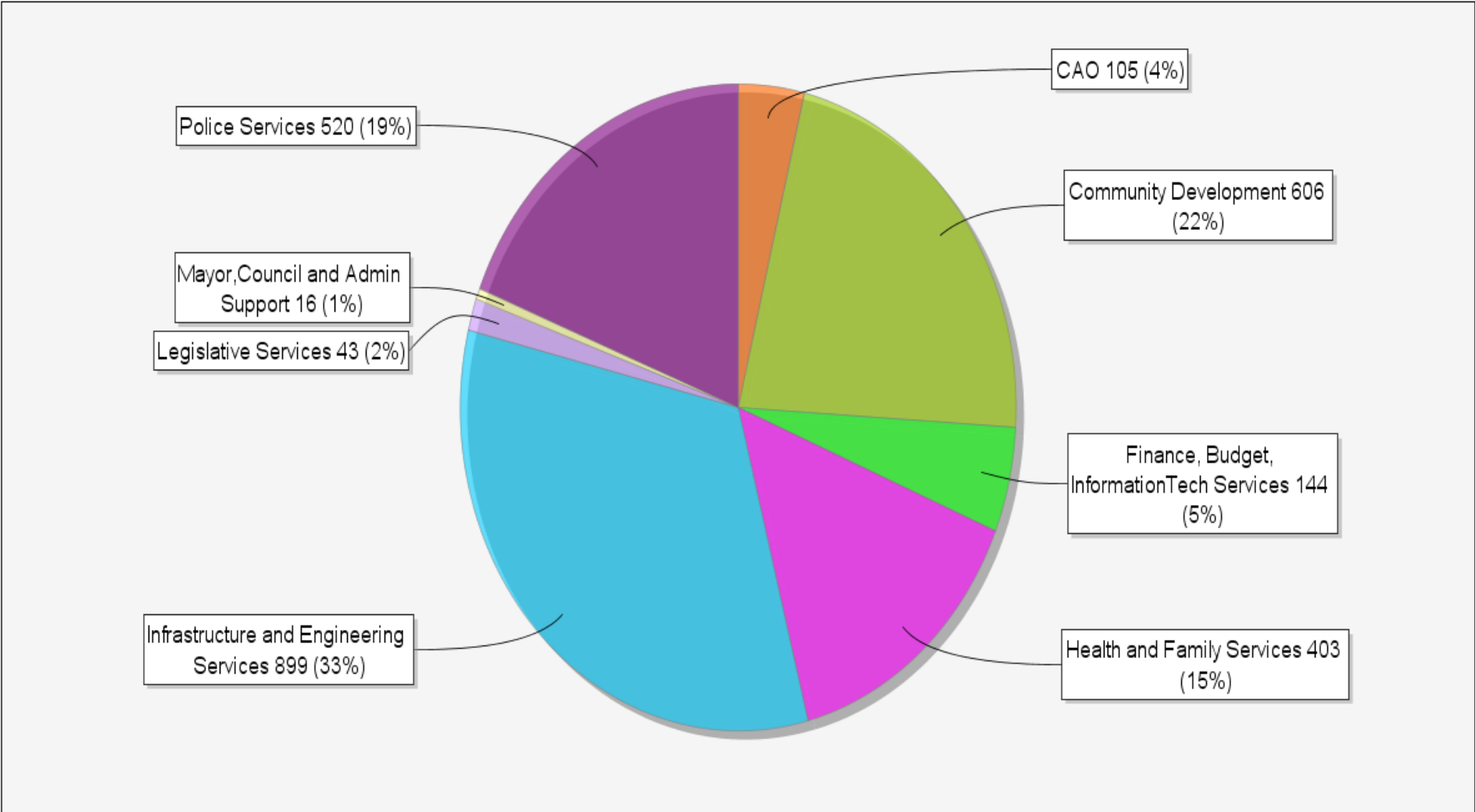


**MUNICIPALITY OF CHATHAM-KENT  
CK Municipal Operations**

**Budget year 2016**

**2016 Average Residential Municipal Tax = \$2,735**

**Departmental Services Provided by your Tax Dollars**



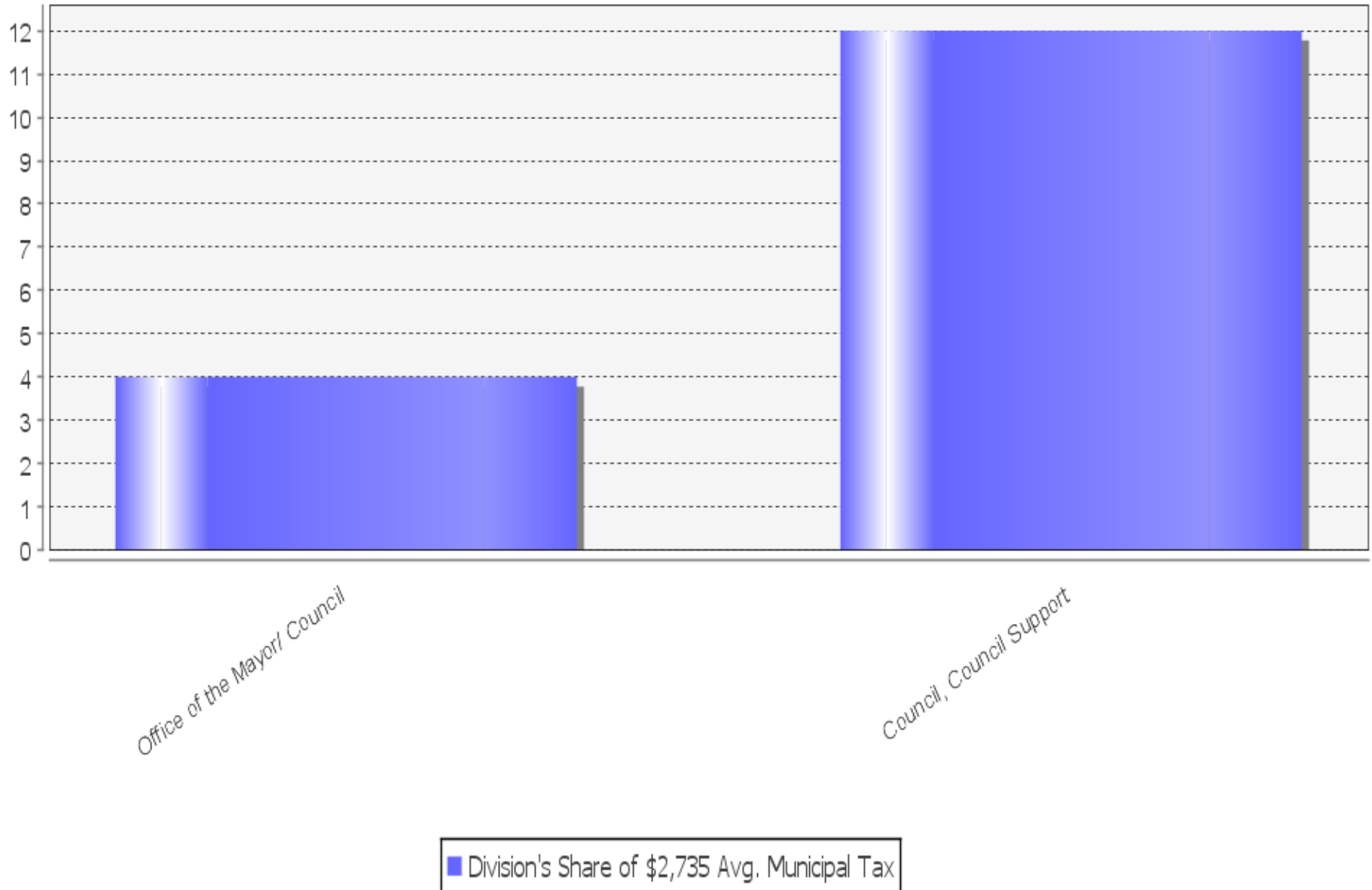
# MUNICIPALITY OF CHATHAM-KENT

Department by Division - Mayor, Council and Admin Support

Budget year 2016

2016 Average Residential Municipal Tax = \$2,735

## Divisional Services provided by your Tax Dollars



**MUNICIPALITY OF CHATHAM-KENT**

**Office of the Mayor/ Council**

**Budget year 2016**

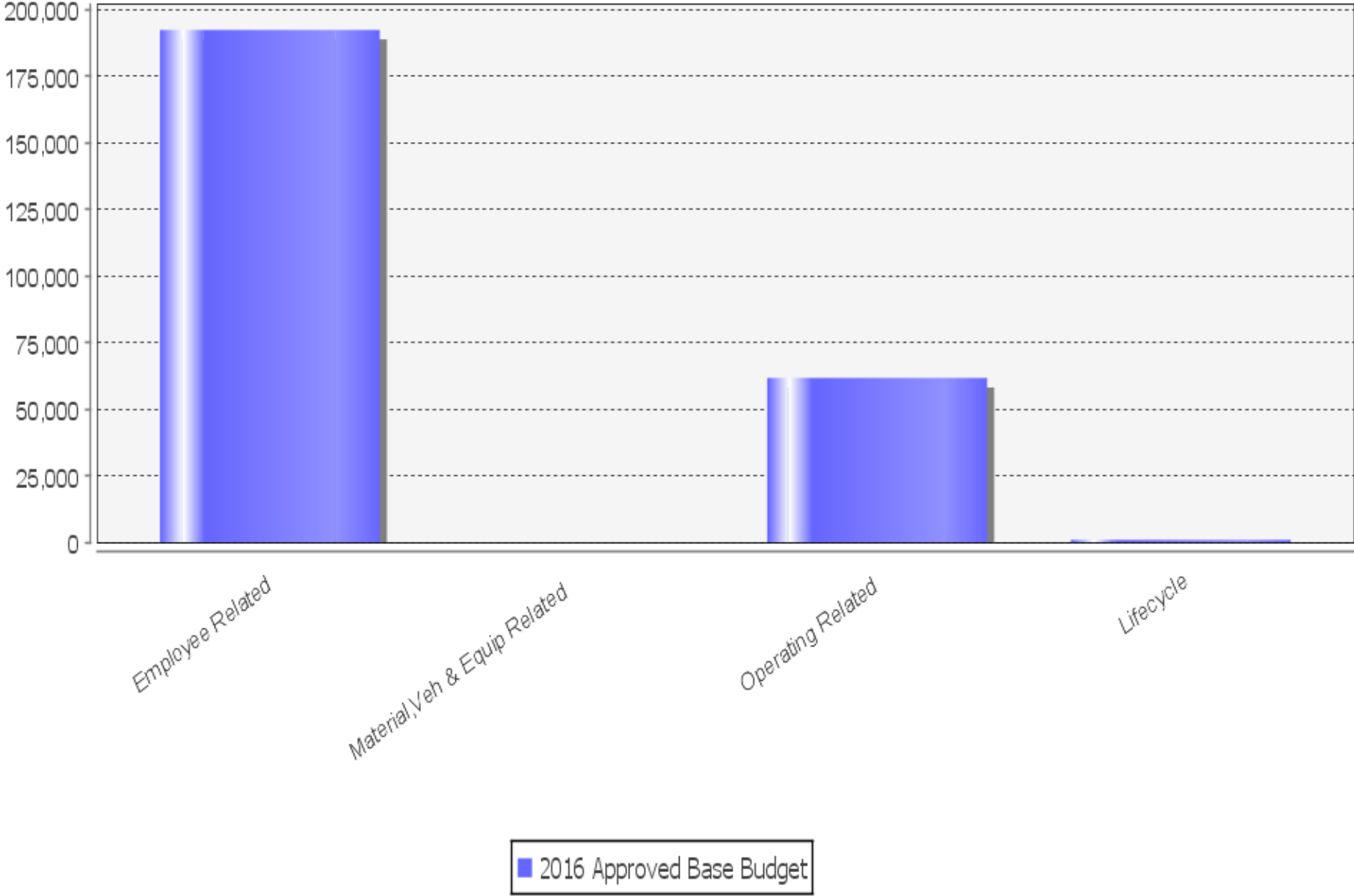
**2016 Average Residential Municipal Tax = \$2,735**

	2016 GROSS Base Budget	2016 REVENUE Base Budget	2016 Approved Base Budget	2016 FTE Count	Division's Share of \$2,735 Avg. Municipal Tax
Mayor, Council and Admin Support					
Office of the Mayor/ Council	\$255,373	(\$2,700)	\$252,673	1.00	\$4
<b>Total Office of the Mayor/ Council</b>	\$255,373	(\$2,700)	\$252,673	1.00	\$4




**MUNICIPALITY OF CHATHAM-KENT**  
**Office of the Mayor/ Council**  
**Budget year 2016**

**Base Budget Expenses by Type**



**MUNICIPALITY OF CHATHAM-KENT**  
**Office of the Mayor/ Council**  
**Budget year 2016**

**Base Budget Revenue by Type**



**MUNICIPALITY OF CHATHAM-KENT**

**Council, Council Support**

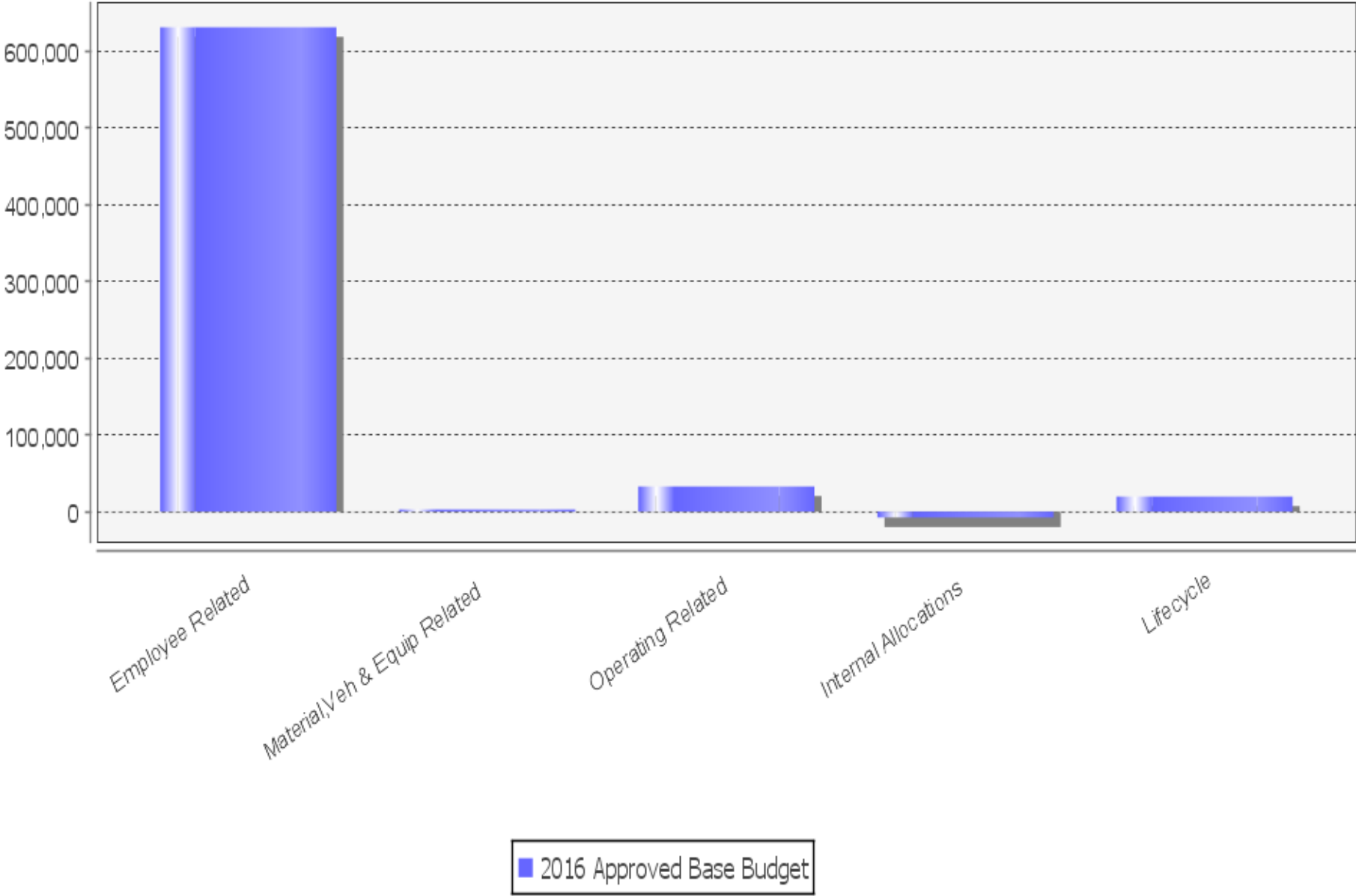
**Budget year 2016**

**2016 Average Residential Municipal Tax = \$2,735**

	2016 GROSS Base Budget	2016 REVENUE Base Budget	2016 Approved Base Budget	2016 FTE Count	Division's Share of \$2,735 Avg. Municipal Tax
Mayor, Council and Admin Support					
Council, Council Support	\$678,805	(\$14,671)	\$664,134	1.60	\$12
<b>Total Council, Council Support</b>	\$678,805	(\$14,671)	\$664,134	1.60	\$12

**MUNICIPALITY OF CHATHAM-KENT**  
**Council, Council Support**  
**Budget year 2016**

**Base Budget Expenses by Type**



**MUNICIPALITY OF CHATHAM-KENT**  
**Council, Council Support**  
**Budget year 2016**

**Base Budget Revenue by Type**

